

Site Monthly Summary Report

Date from: 1-08-2009 12:00:00 AM

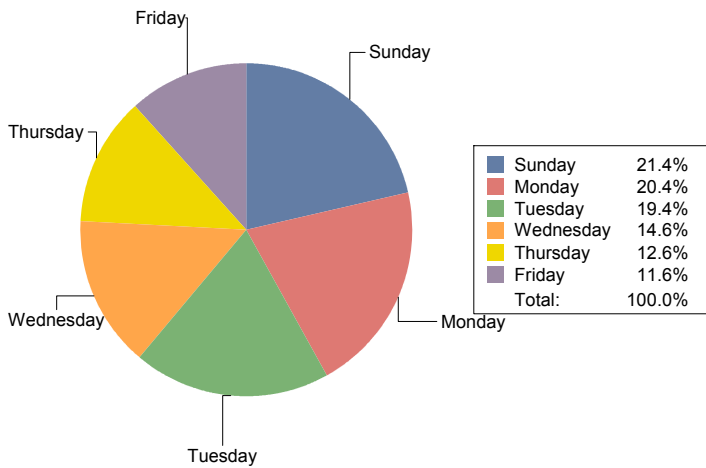
Date to: 31-08-2009 11:59:59 PM

Description: **Filter:** Outgoing: InterSite, Service Call, Free Call, Mobile, Local, National, International Incoming: InterSite, Unanswered, Answered, Abandoned Internal: SingleSite.

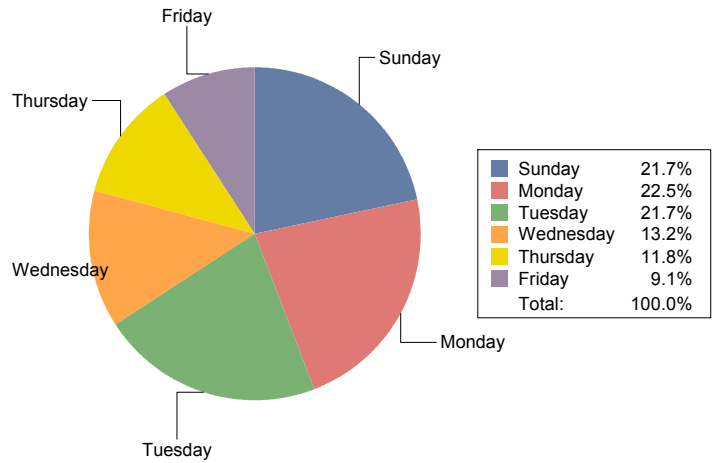
Site : North Sydney

Day	Incoming Calls		Outgoing Calls		Total Calls		Total Cost
	Total	Duration	Total	Duration	Total	Duration	
Sunday	345	10:18:54	98	04:04:48	443	14:23:42	\$69.14
Monday	329	10:43:24	240	07:41:06	569	18:24:30	\$146.86
Tuesday	312	10:18:54	130	13:36:30	442	23:55:24	\$228.88
Wednesday	235	06:18:12	89	03:59:54	324	10:18:06	\$70.98
Thursday	203	05:37:06	62	03:47:42	265	09:24:48	\$52.26
Friday	187	04:19:48	5	00:11:18	192	04:31:06	\$4.61
Summary	1611	47:36:18	624	33:21:18	2235	80:57:36	\$572.71

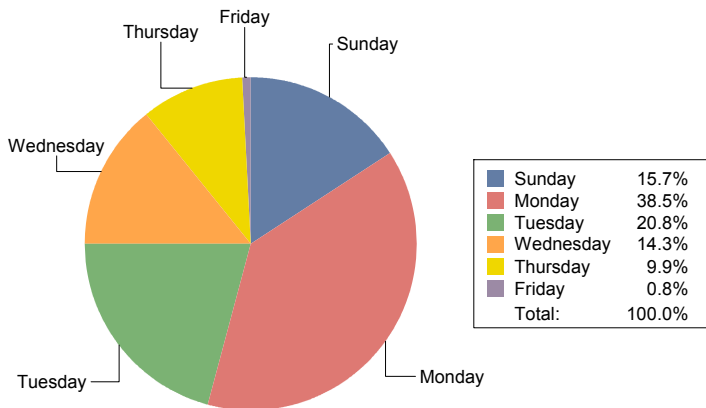
Total Incoming Calls Distribution



Incoming Calls Duration Distribution



Total Outgoing Calls Distribution



Outgoing Calls Duration Distribution

